
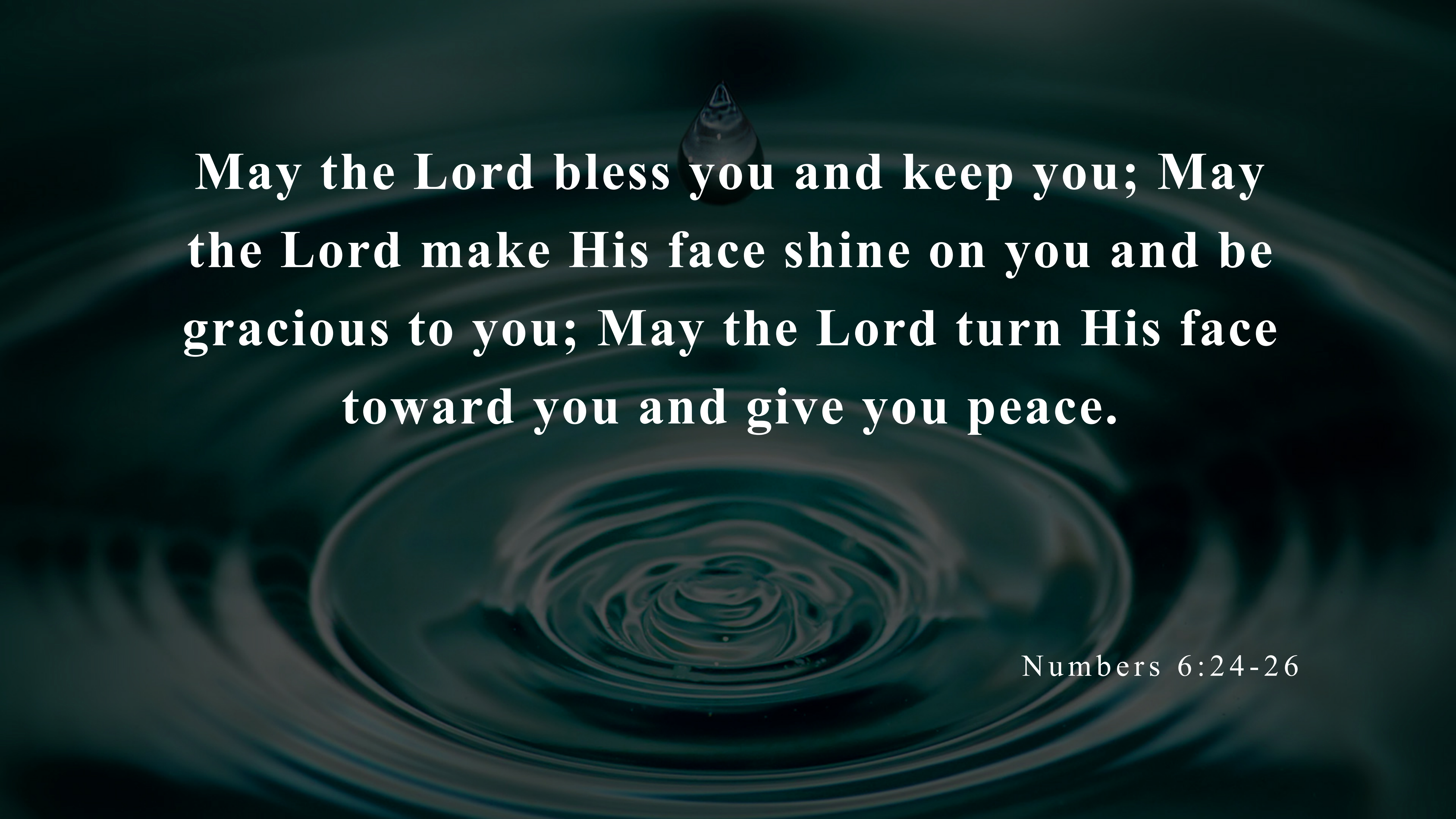


TRIAD ADVENTIST FELLOWSHIP



TRIAD ADVENTIST FELLOWSHIP

A water droplet is captured mid-fall, just above the surface of a dark, reflective liquid. The droplet is perfectly spherical and glistening. Below it, a series of concentric ripples expand outwards from the point of impact, creating a sense of movement and depth. The background is a deep, dark teal or navy blue, which enhances the contrast of the white text and the highlights on the water.

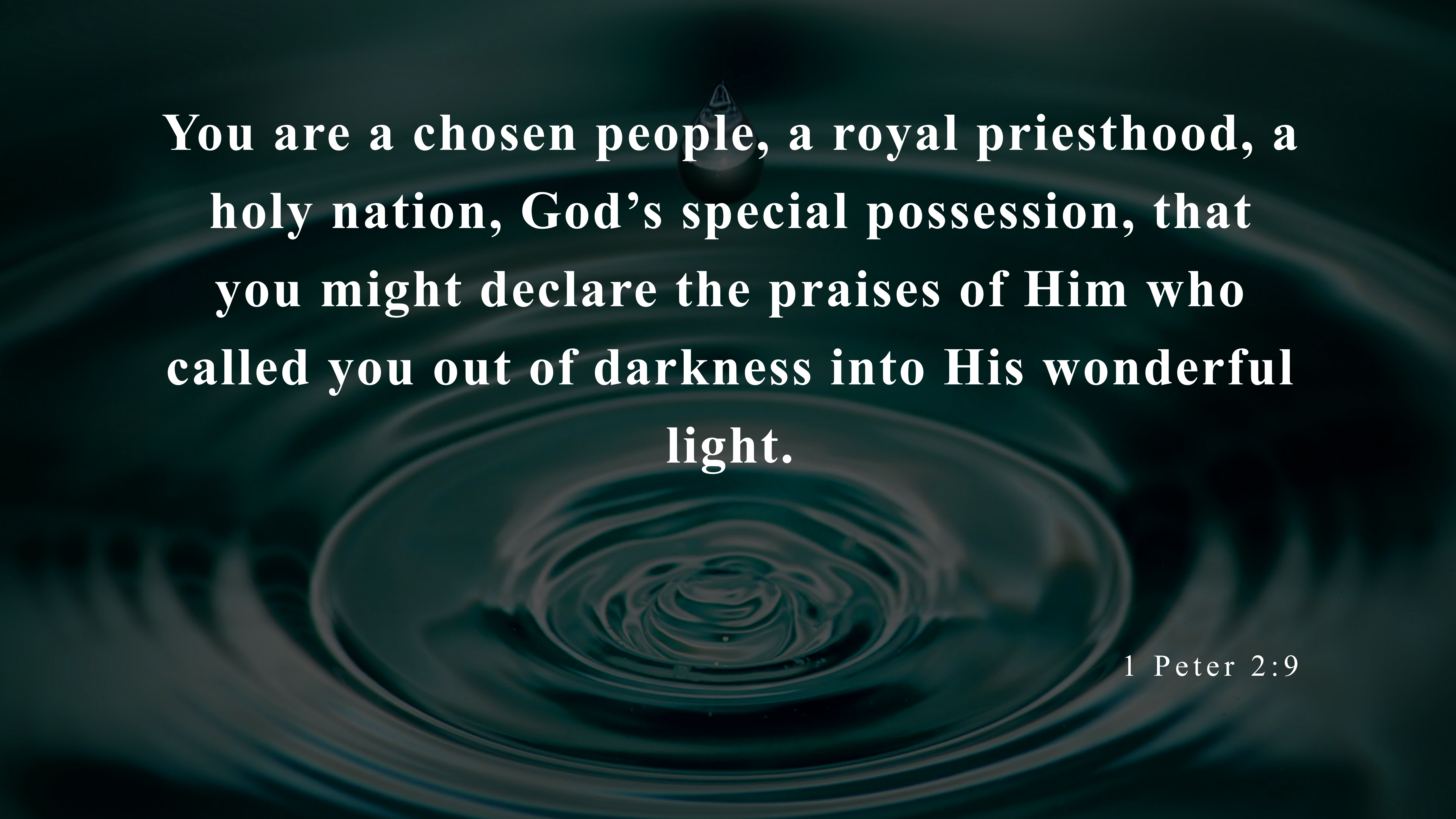
**May the Lord bless you and keep you; May
the Lord make His face shine on you and be
gracious to you; May the Lord turn His face
toward you and give you peace.**

Numbers 6:24-26



**You are a chosen people, a royal priesthood, a
holy nation, God's special possession...**

1 Peter 2:9



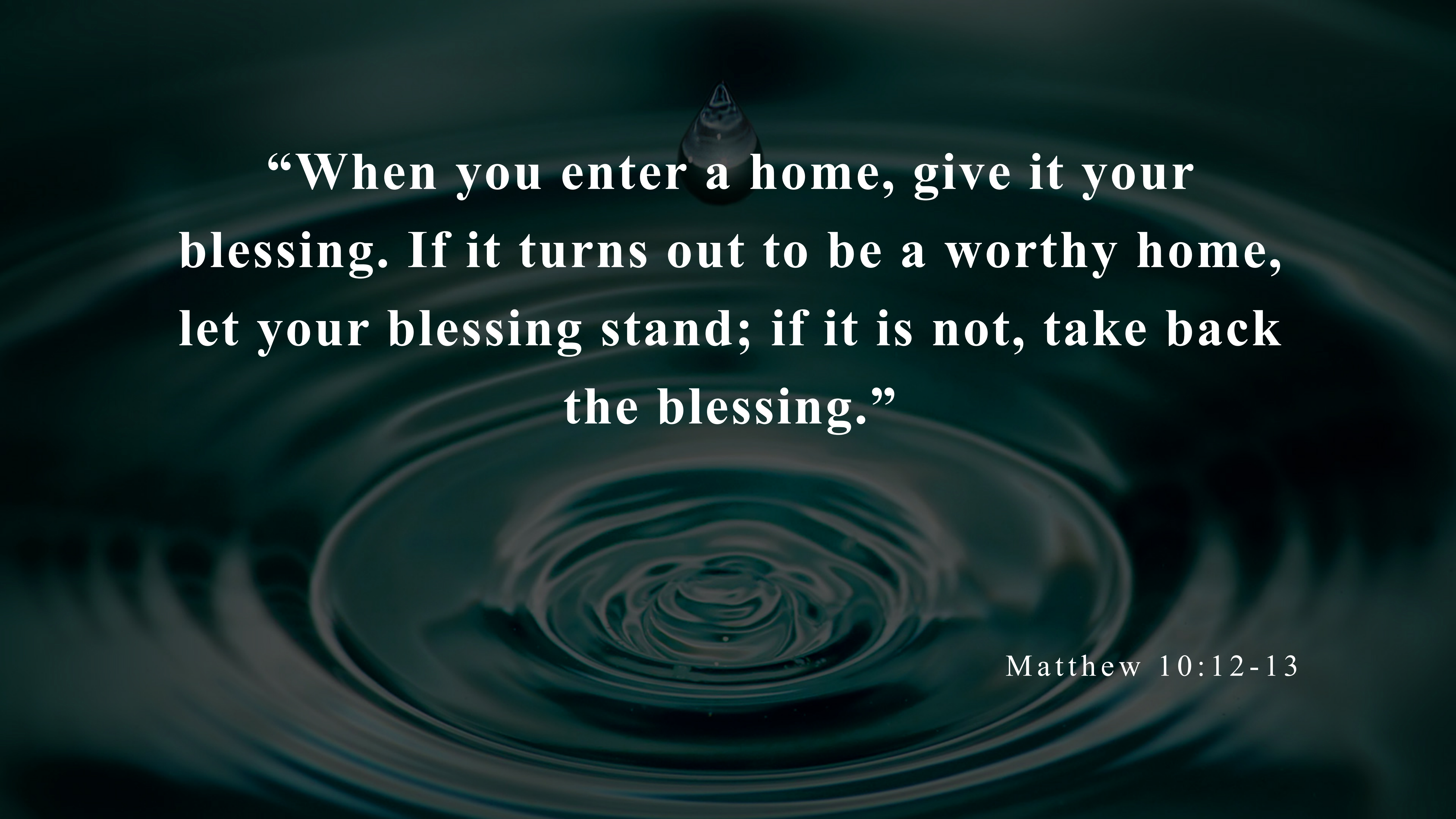
**You are a chosen people, a royal priesthood, a
holy nation, God's special possession, that
you might declare the praises of Him who
called you out of darkness into His wonderful
light.**

1 Peter 2:9



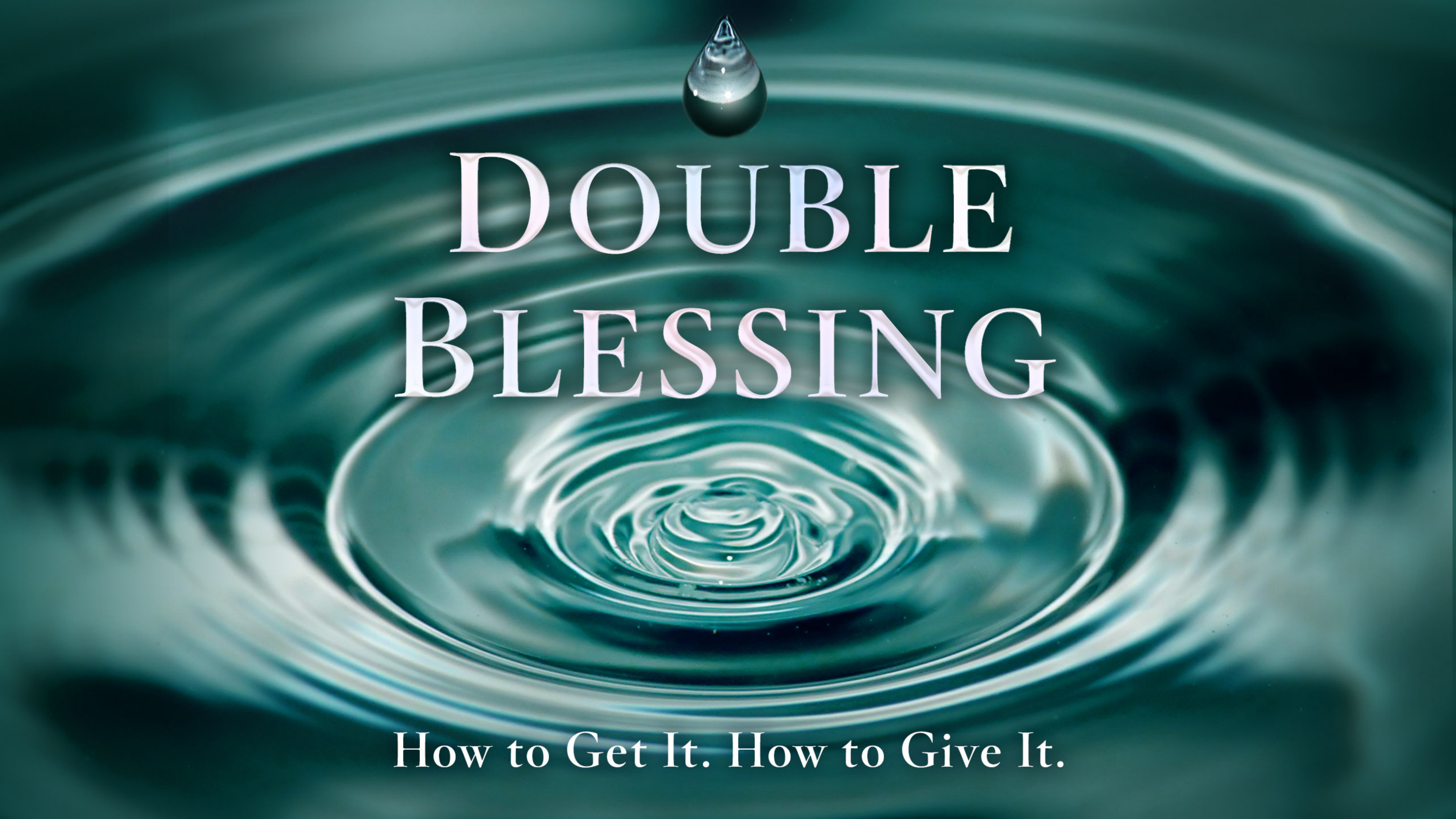
**“When you enter a home, give it your
blessing.”**

Matthew 10:12

A dark, moody background featuring a single water droplet suspended in mid-air above a pool of water. The droplet is perfectly spherical and reflects light, creating a bright highlight. Below it, the water surface is disturbed by concentric ripples that spread outwards from the point of impact. The overall color palette is dark teal and black, with the white text providing a sharp contrast.

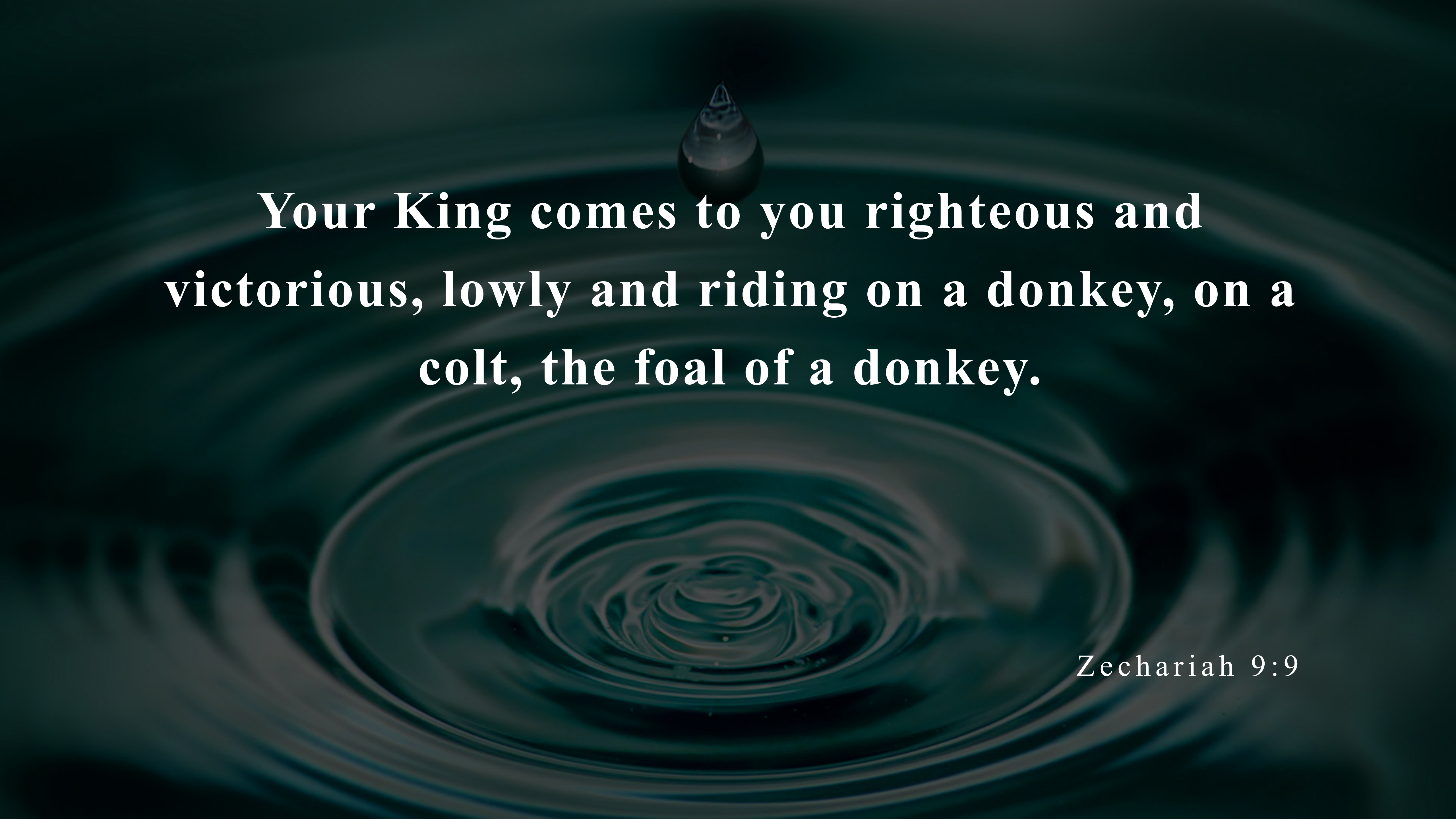
**“When you enter a home, give it your
blessing. If it turns out to be a worthy home,
let your blessing stand; if it is not, take back
the blessing.”**

Matthew 10:12-13

A water droplet is shown falling from the top center of the frame into a pool of water. The impact has created a series of concentric ripples that spread outwards from the center. The water has a deep teal or emerald green color. The text "DOUBLE BLESSING" is overlaid in the center of the image, in a white, serif font.

DOUBLE BLESSING

How to Get It. How to Give It.

A water droplet is captured mid-fall, just above the surface of a dark, still body of water. The droplet is perfectly spherical and transparent, reflecting light. Below it, a series of concentric ripples expand outwards from the point of impact, creating a sense of movement and depth. The background is a deep, dark teal color, providing a stark contrast to the white text.

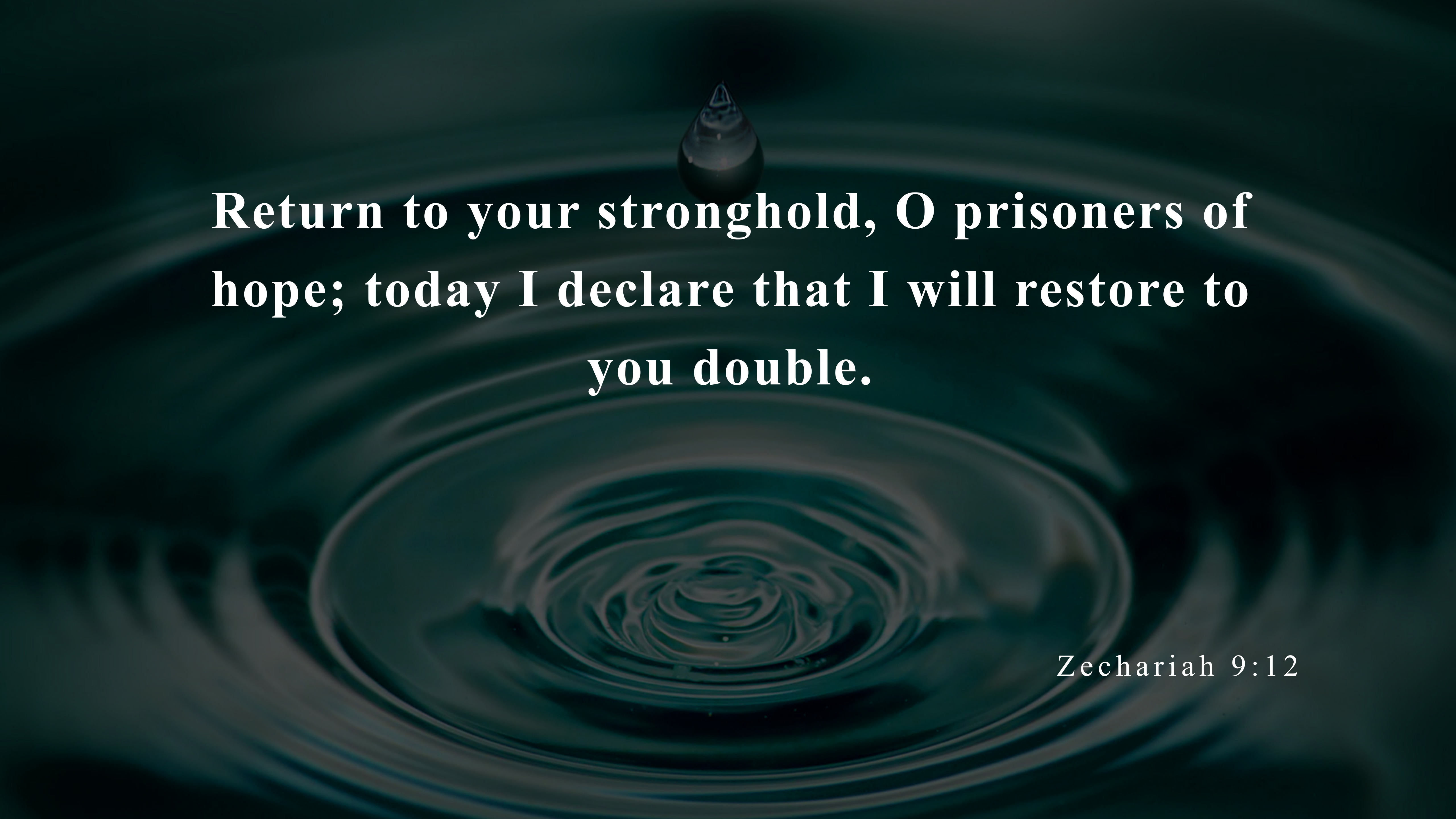
**Your King comes to you righteous and
victorious, lowly and riding on a donkey, on a
colt, the foal of a donkey.**

Zechariah 9:9



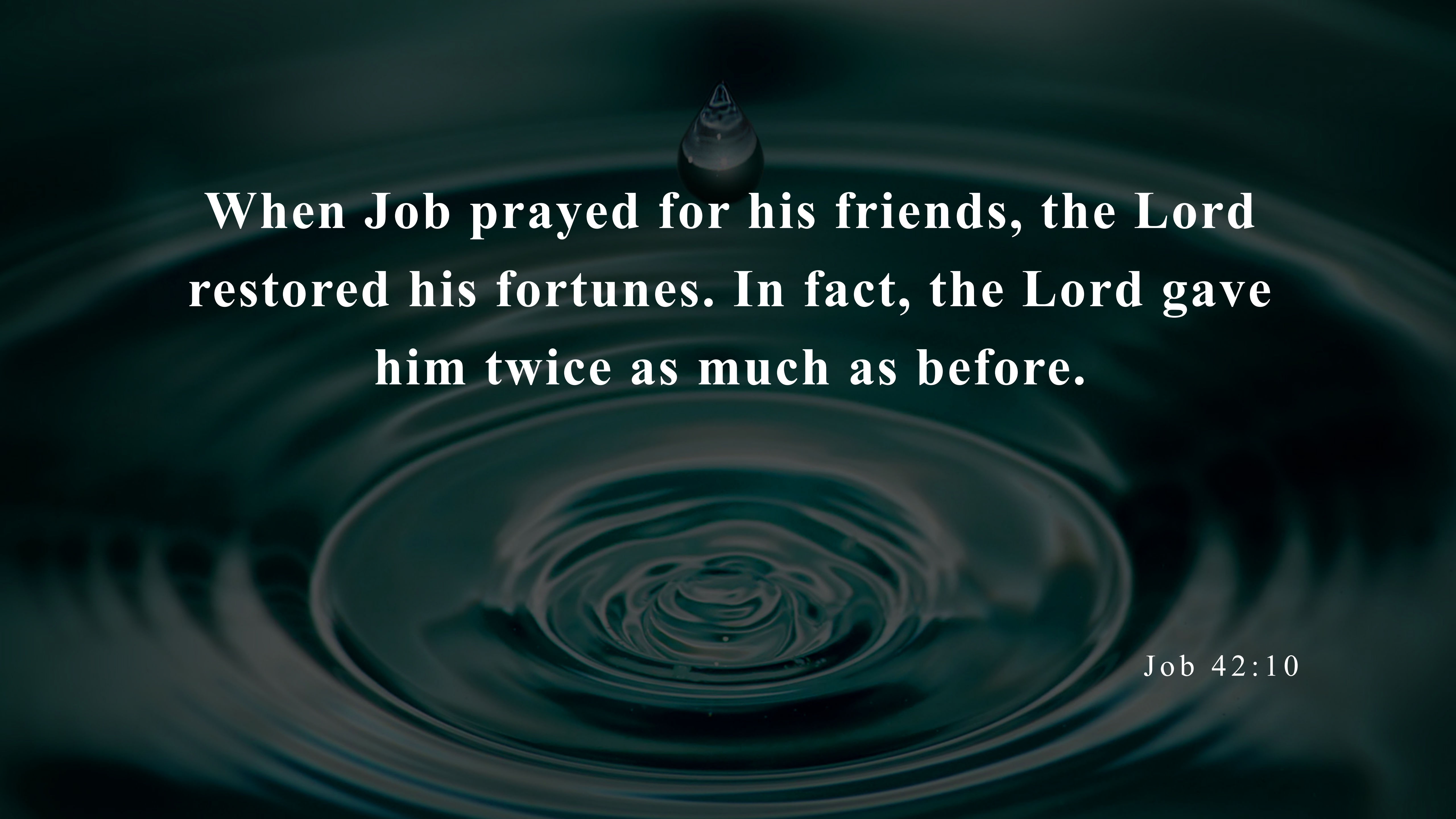
**Return to your stronghold, O prisoners of
hope.**

Zechariah 9:12



**Return to your stronghold, O prisoners of
hope; today I declare that I will restore to
you double.**

Zechariah 9:12

A water droplet is shown falling into a pool of water, creating a series of concentric ripples that spread outwards. The background is a dark, teal color with a subtle gradient.

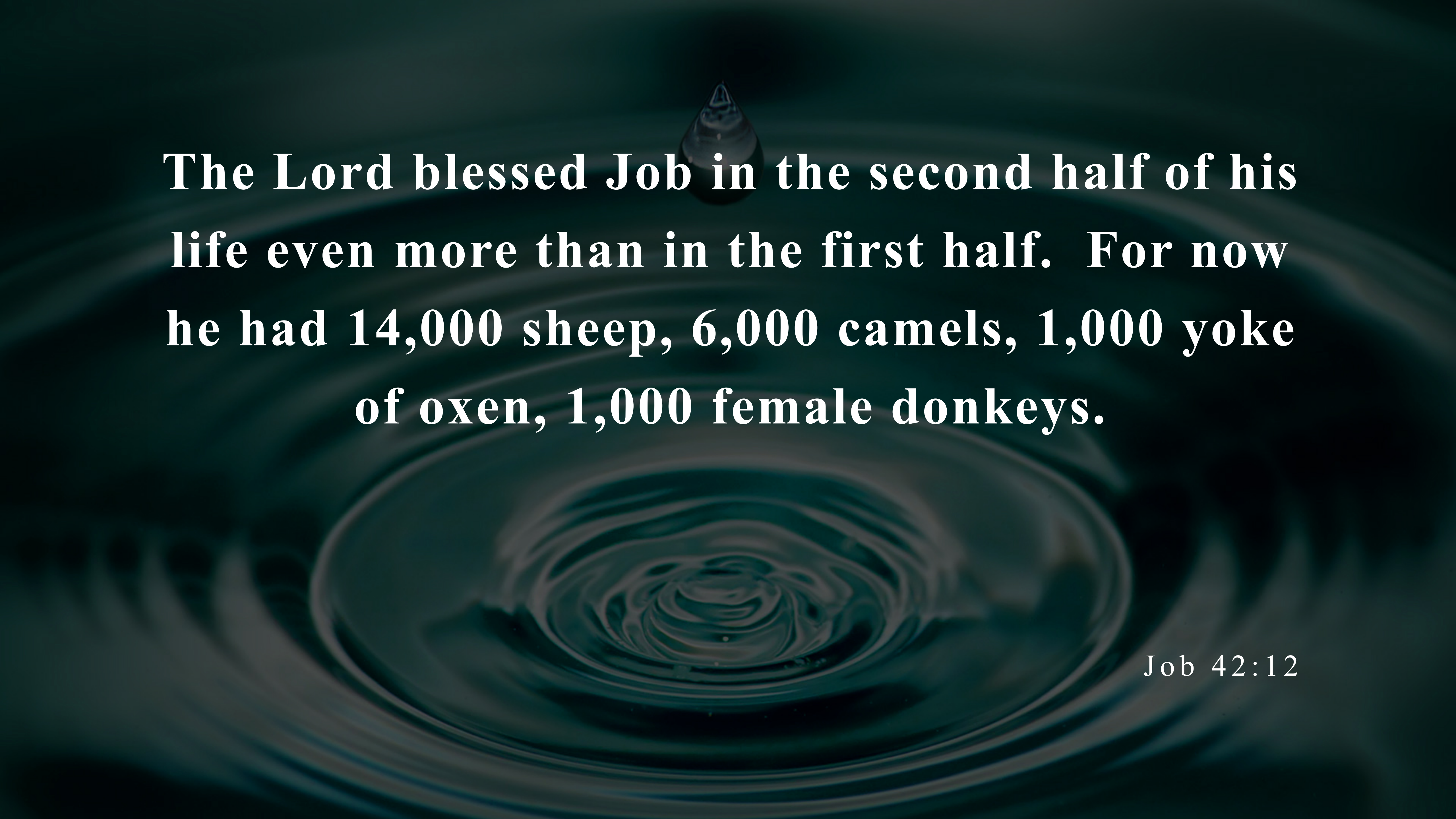
**When Job prayed for his friends, the Lord
restored his fortunes. In fact, the Lord gave
him twice as much as before.**

Job 42:10



**The Lord blessed Job in the second half of his
life even more than in the first half.**

Job 42:12

A water droplet is shown falling into a pool of water, creating a series of concentric ripples that spread outwards. The background is a dark, teal color with a subtle gradient.

The Lord blessed Job in the second half of his life even more than in the first half. For now he had 14,000 sheep, 6,000 camels, 1,000 yoke of oxen, 1,000 female donkeys.

Job 42:12



**Bless the Lord, O my soul, and forget not all
His benefits.**

Psalm 103:2



Steps to Double Blessing:

1. Take Inventory

A dark teal background featuring a water droplet falling from the top center, creating a series of concentric ripples that spread outwards. The text is overlaid on this background.

Steps to Double Blessing:

1. Take Inventory

2. Find Your Signature



Steps to Double Blessing:

1. Take Inventory
2. Find Your Signature
3. Learn Other People's Love Language



Steps to Double Blessing:

1. Take Inventory
2. Find Your Signature
3. Learn Other People's Love Language
4. Little Things Are Big Things

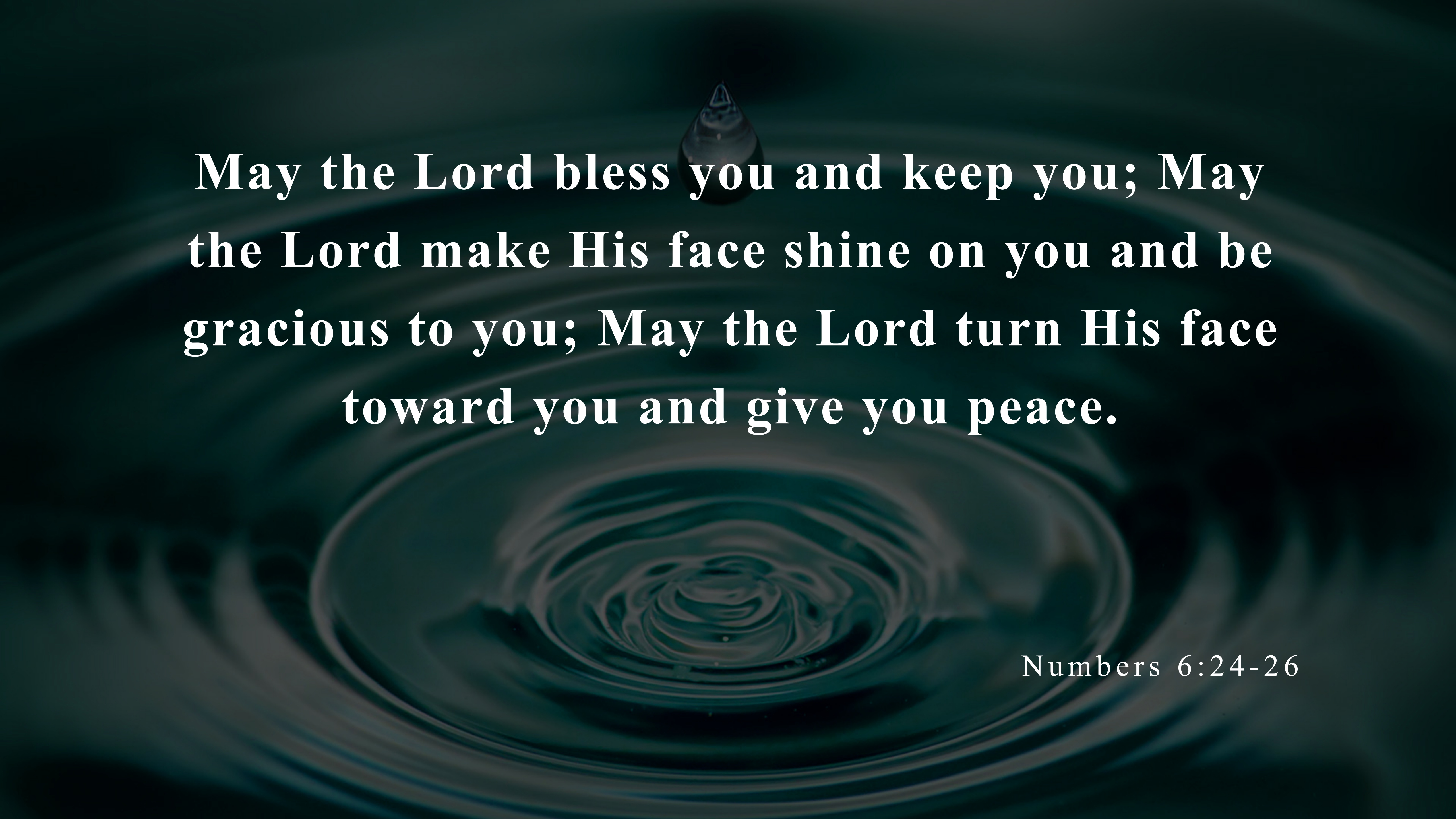
Steps to Double Blessing:

1. Take Inventory
2. Find Your Signature
3. Learn Other People's Love Language
4. Little Things Are Big Things
5. Have Fun

A dark teal background featuring a single water droplet suspended in the air above a series of concentric ripples on a body of water. The droplet is positioned at the top center, and the ripples expand outwards from a point directly beneath it. The overall mood is serene and contemplative.


It is more blessed to give than to receive.

Acts 20:35

A water droplet is captured mid-fall, just above the surface of a dark, reflective liquid. The droplet is perfectly spherical and glistening. Below it, a series of concentric ripples expand outwards from the point of impact, creating a sense of movement and depth. The background is a deep, dark teal or navy blue, which enhances the contrast of the white text and the highlights on the water.


**May the Lord bless you and keep you; May
the Lord make His face shine on you and be
gracious to you; May the Lord turn His face
toward you and give you peace.**

Numbers 6:24-26

A water droplet is shown falling from the top center of the frame into a pool of water. The impact has created a series of concentric ripples that spread outwards from the center. The water has a deep teal or emerald green color. The text "DOUBLE BLESSING" is overlaid in the center of the image, in a white, serif font.

DOUBLE BLESSING

How to Get It. How to Give It.



TRIAD ADVENTIST FELLOWSHIP